



LESSON 8

Glencoe Geometry Chapter 4.1, 4.2 Classifying Angles & Angle Measure

BY THE END OF THIS LESSON, YOU SHOULD BE ABLE TO

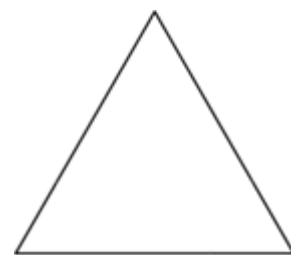
1. Identify the different parts of a triangle
2. Classify triangles by their angle measures
3. Classify triangles by their side lengths
4. Find the measure of different types of angles of a triangle.

We encounter triangles everyday, in all shapes and sizes. As you know, all triangles have 3 _____ and 3 _____. We can classify them by the measure of the _____ of their sides.



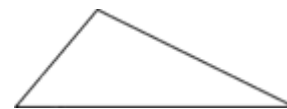
http://www.hasslefreeclipart.com/cart_halloween/images/jack.gif

In an **EQUILATERAL TRIANGLE**, all three sides are the same length. An equilateral triangle is always equiangular.



In an **ISOSCELES TRIANGLE**, two sides are the same length. An isosceles triangle may be right, obtuse, or acute.

In a **SCALENE TRIANGLE**, none of the sides are the same length. A scalene triangle may be right, obtuse, or acute.


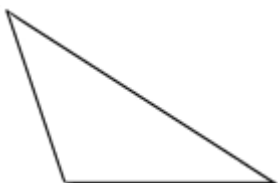


We can also classify angles by the _____ of their interior angles.

In an **ACUTE TRIANGLE**, all angles are less than right angles—each one is less than 90 degrees. An acute triangle may be equilateral, isosceles, or scalene.

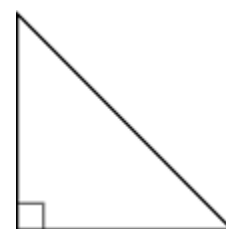


In an **OBTUSE TRIANGLE**, one angle is greater than a right angle—it is more than 90 degrees. An obtuse triangle may be isosceles or scalene.

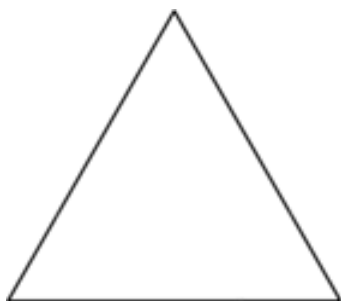


<http://www.theteachersguide.com/clipart/Halloween/Bats.gif>

In a **RIGHT TRIANGLE**, one of the angles is a right angle—an angle of 90 degrees. A right triangle may be isosceles or scalene.



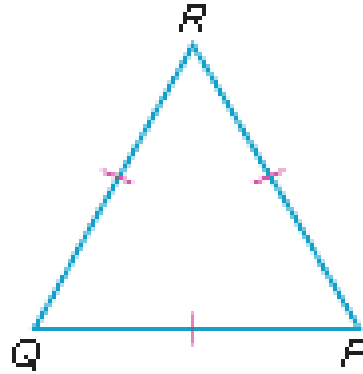
In an **EQUIANGULAR TRIANGLE**, all the angles are congruent—each one measures 60 degrees. An equiangular triangle is a kind of acute triangle, and is always equilateral. All equilateral triangles are also isosceles triangles, too!



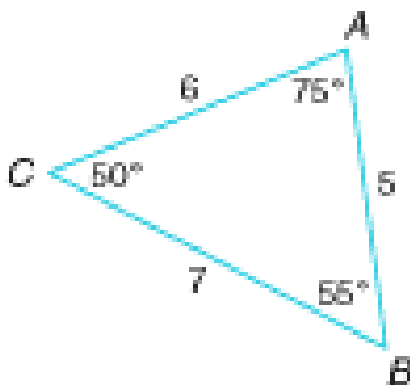
EXAMPLES:

1. Which does not describe $\triangle PQR$

- A. acute B. isosceles
C. equilateral D. obtuse



2. $\triangle ABC$ is _____.



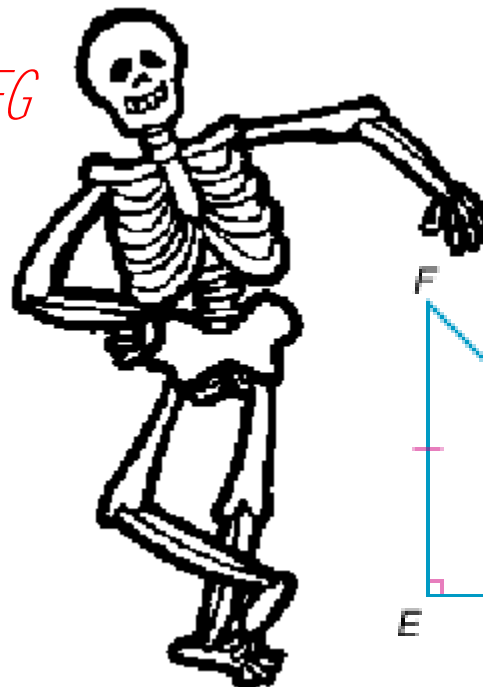
- A. isosceles and scalene
B. equilateral
C. scalene but not acute
D. scalene and acute



http://www.free-clipart-pictures.net/halloween_clipart.html

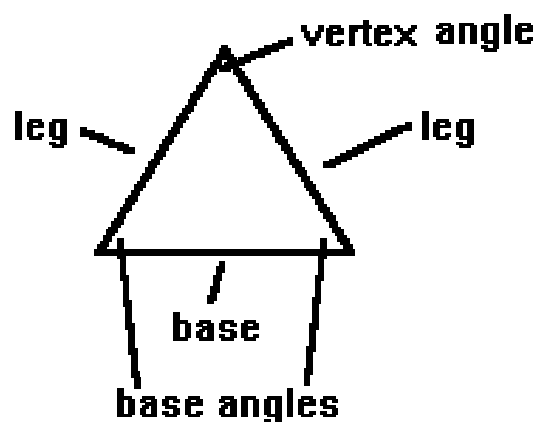
3. What type of triangle is $\triangle EFG$

- A. right isosceles
B. acute equilateral
C. acute isosceles
D. right equilateral



<http://ink.news.com.au/ink/images/503/bigACFD60.gif>

The parts of an isosceles triangle also have special names.



<http://library.thinkquest.org/2609/13s1.htm>

VERTEX ANGLE - the angle opposite the base.

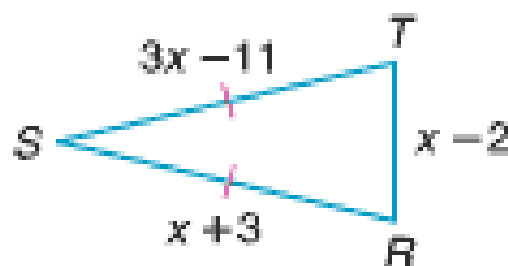
BASE - the side opposite the vertex angle.

LEG - either of the 2 congruent sides.

BASE ANGLES - the two congruent angles opposite each leg.

EXAMPLE:

Triangle RST is isosceles with $\angle S$ as the vertex angle. If $ST = 3x - 11$, $SR = x + 3$, and $RT = x - 2$, find RT .



Isosceles triangle!! →



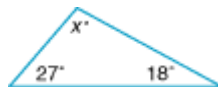
http://www.hasslefreeclipart.com/cart_halloween/page1.html

Another very important property of triangles is that the sum of the measures of all the interior angles is **180 DEGREES**. If the sum is anything other, then we don't have a triangle. This is called the _____ Theorem.

EXAMPLE:

http://www.hasslefreeclipart.com/cart_halloween/page1.html

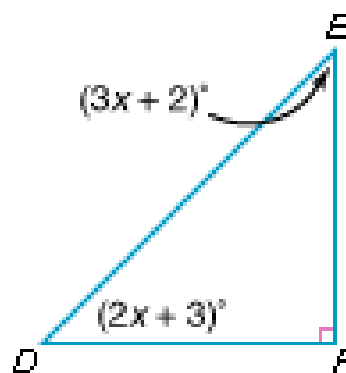
Find the value of x .



- A. 125 B. 135 C. 45 D. 145

EXAMPLE:

What is $m\angle D$ in $\triangle DEF$

**EXAMPLE:**

Which statement is not true?

- A. A triangle cannot be scalene and isosceles.
 B. In an isosceles triangle, the base is congruent to one of the legs.
 C. A triangle cannot be obtuse and contain a 90° angle.
 D. A triangle can be obtuse and isosceles.



<http://tao.ca/~cupe3903/web/files/black%20cat.gif>

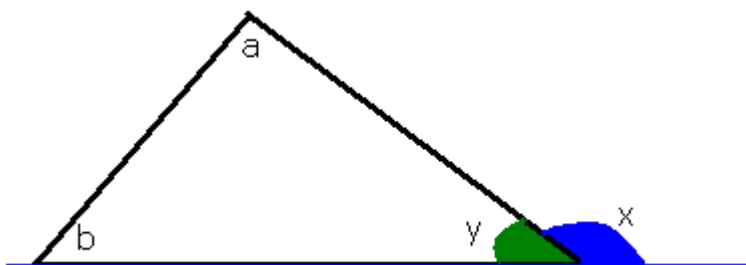
SAY WHAT??!

Triangles can also have

EXTERIOR ANGLES!

That's right, angles _____ the triangle.

Angle x is an exterior angle of the triangle:



<http://www.mathsrevision.net/gcse/pages.php?page=17>

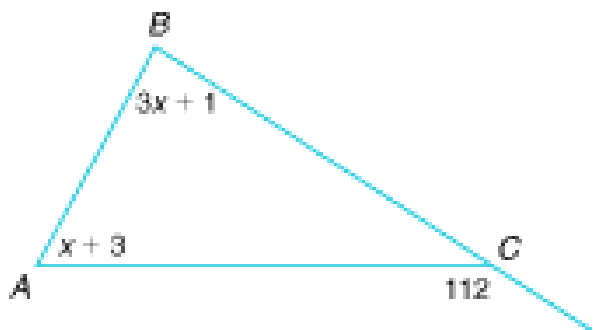


http://www.hasslefreeclipart.com/art_halloween/page1.html

The exterior angle of a triangle is equal to the sum of the interior angles at the other two vertices. In other words, $x = a + b$ in the diagram. This is because x and y are supplementary! Angles a and b are called remote interior angles. Their sum is also supplementary with the measure of angle y !

EXAMPLE:

Find $m\angle B$ if $m\angle A = x + 3$ and $m\angle C = 3x + 1$.



http://www.hasslefreeclipart.com/art_halloween/page1.html